

181 Pearl St.

| PLANTING SCHEDULE | | | | | | |
|-------------------|-----|---|-----------------------------------|--------------------------|----------------|-------|
| QUANTITY | KEY | LATIN NAME | COMMON NAME | SPACING | SIZE/CALIPER | ROOT |
| TREES | | | | | | |
| 1 | QA | <i>Quercus alba</i> | White Oak | As shown | 4-4.5" Caliper | B&B |
| SHRUB | | | | | | |
| 11 | cs | <i>Cornus sericea</i> 'Farrow' ARCTIC FIRE | Red Twig Dogwood | As shown, , +/- 36" O.C. | 5 gal. | cont. |
| 5 | iv | <i>Itea virginica</i> 'Sprich' LITTLE HENRY | Virginia Sweetspire | As shown, , +/- 24" O.C. | 5 gal. | cont. |
| GRASSES | | | | | | |
| 48 | pv | <i>Panicum virgatum</i> 'Cape Breeze' | Switch Grass | As shown, +/- 24" O.C. | 5 gal. | cont. |
| POLLINATORS | | | | | | |
| 10 | ap | <i>Agastache</i> 'Purple Haze' | Hyssop, Hummingbird Mint | As shown, +/- 18" O.C. | 2 gal. | cont. |
| 12 | am | <i>Achillea</i> 'Moonshine' | Yarrow | As shown, +/- 24" O.C. | 2 gal. | cont. |
| 13 | at | <i>Achillea</i> 'Terracotta' | Yarrow | As shown, +/- 24" O.C. | 2 gal. | cont. |
| BULBS | | | | | | |
| 150 | ag | <i>Allium Globemaster</i> | Globemaster Ornamental Onion | As shown, As bulb mix | Bulb | cont. |
| 150 | aps | <i>Allium Purple Sensation</i> | Purple Sensation Ornamental Onion | As shown, As bulb mix | Bulb | cont. |
| 150 | nc | <i>Narcissus</i> 'Yellow Cheerfulness' | Daffodil Yellow Cheerfulness | As shown, As bulb mix | Bulb | cont. |
| 150 | nt | <i>Narcissus</i> 'TH' | Daffodil TH | As shown, As bulb mix | Bulb | cont. |



WHITE OAK



YARROW
MOONSHINE



YARROW
TERRACOTTA



SWITCH GRASS



VIRGINIA
SWEETSPIRE



RED TWIG
DOGWOOD



HYSSOP



ALLIUM
PURPLE SENSATION



ALLIUM
GLOBEMASTER




DAFFODIL
CHEERFULNESS



DAFFODIL
TH

NEIGHBOR



**ALLIUM
PURPLE SENSATION**



**ALLIUM
GLOBEMASTER**



SWITCH GRASS



HYSSOP



**VIRGINIA
SWEETSPIRE**



WHITE OAK



**DAFFODIL
TH**



**DAFFODIL
CHEERFULNESS**



**YARROW
MOONSHINE**



**YARROW
TERRACOTTA**



**RED TWIG
DOGWOOD**

NEIGHBOR



Somerville Green Score

DIRECTIONS:
1. Enter the Lot Area in square feet to the right >>>
2. Enter the area in square feet or the number of landscape elements

| Soils | |
|---|--|
| Landscaped area with a soil depth less than 24 inches <i>(enter square feet)</i> | |
| Landscaped area with a soil depth equal to or greater than 24 inches <i>(enter square feet)</i> | |
| Pervious Paving with 6 to 24 inches of subsurface soil or gravel <i>(enter square feet)</i> | |
| Pervious Paving with more than 24 inches of subsurface soil or gravel <i>(enter square feet)</i> | |
| Groundcovers | |
| Turf grass, mulch, and inorganic surfacing materials <i>(enter square feet)</i> | |
| Plants | |
| Vegetation less than two (2) feet tall at maturity, +0.1 Native <i>(enter square feet)</i> | |
| Vegetation less than two (2) feet tall at maturity, +.01 Visible <i>(enter square feet)</i> | |
| Vegetation at least two (2) feet tall at maturity, + 0.1 Native Species <i>(enter number of individual plants)</i> | |
| Trees | |
| Small Tree <i>(enter number of trees)</i> | |
| Large Tree <i>(enter number of trees)</i> | |
| Preserved Tree <i>(enter DBH)</i> | |
| Engineered Landscape | |
| Vegetated Wall <i>(enter square feet)</i> | |
| Rain gardens, bioswales, and stormwater planters <i>(enter square feet)</i> | |
| Green Roof with up to 6" of growth medium <i>(enter square feet)</i> | |
| Green Roof with 6"-10" of growth medium <i>(enter square feet)</i> | |
| Green Roof of 10"-24" growth medium <i>(enter square feet)</i> | |
| Green Roof of over 24" growth medium | |

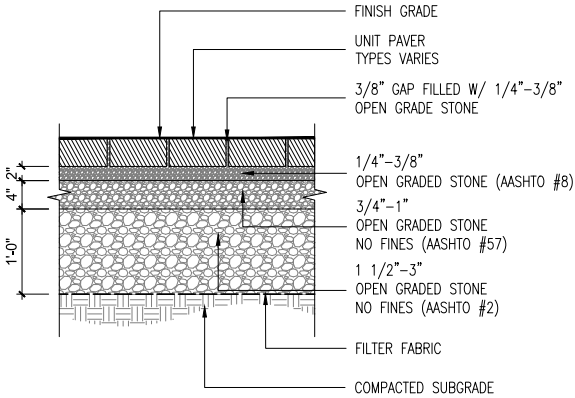
Area or Number
2,024

| Sq Ft Credit | Multiplier | Weighted Area | Score Value | % of Score |
|--|------------|---------------|-------------|------------|
| actual sq ft | 0.3 | 0 | 0.000 | 0% |
| actual sq ft | 0.6 | 145.2 | 0.072 | 21% |
| actual sq ft | 0.2 | 70.4 | 0.035 | 10% |
| actual sq ft | 0.5 | 0 | 0.000 | 0% |
| actual sq ft | 0.1 | 0 | 0.000 | 0% |
| actual sq ft | 0.3 | 0 | 0.000 | 0% |
| actual sq ft | 0.3 | 0 | 0.000 | 0% |
| 12 | 0.4 | 475.2 | 0.235 | 69% |
| 50 | 0.6 | 0 | 0.000 | 0% |
| 450 | 0.6 | 0 | 0.000 | 0% |
| 65 | 0.8 | 0 | 0.000 | 0% |
| actual sq ft | 0.1 | 0 | 0.000 | 0% |
| actual sq ft | 1.0 | 0 | 0.000 | 0% |
| actual sq ft | 0.1 | 0 | 0.000 | 0% |
| actual sq ft | 0.4 | 0 | 0.000 | 0% |
| actual sq ft | 0.6 | 0 | 0.000 | 0% |
| Calculate as if soils, groundcovers, plants, and trees | | | | N/A |

Green Score = 0.341

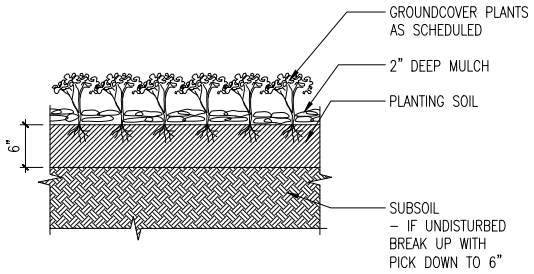
Required Score:
Target Score:
Actual Green Score:

| Green Score District Requirements | | | | |
|-----------------------------------|-----------|----------------|-----------------|--|
| NR & UR | MR3 & MR4 | MR5, MR6, & HR | FAB, CC, CB, CI | |
| 0.35 | 0.25 | 0.20 | 0.20 | |
| 0.40 | 0.3 | 0.25 | - | |
| 0.341 | 0.341 | 0.341 | 0.341 | |

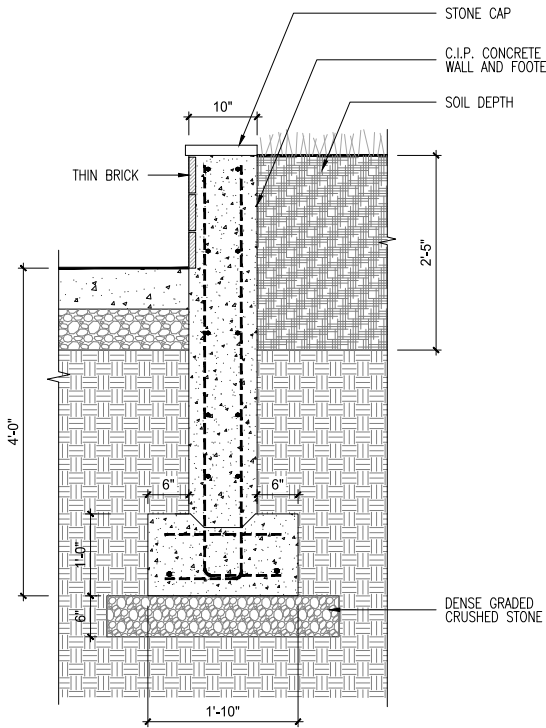


1 PERMEABLE PAVERS
SCALE: NTS

NOTE:
SEE PLANT SPACING DIAGRAM
FOR GROUNDCOVER SPACING

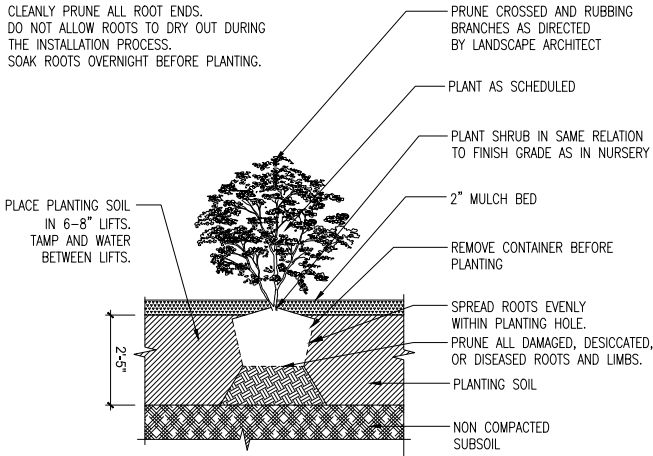


2 GROUNDCOVER PLANTING
SCALE: NTS



3 C.I.P. CONCRETE WALL
SCALE: NTS

NOTE:
CLEANLY PRUNE ALL ROOT ENDS.
DO NOT ALLOW ROOTS TO DRY OUT DURING
THE INSTALLATION PROCESS.
SOAK ROOTS OVERNIGHT BEFORE PLANTING.



4 SHRUB AND PERENNIAL PLANTING
SCALE: NTS